

neue Lokbauteile in H0



Abb. 1




Abb. 2




Abb. 3




Abb. 4




Abb. 5




Abb. 6

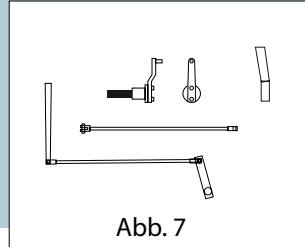


Abb. 7




Abb. 8

33,6x4,5x5mm

Abb. 1: Luftbehälter, 1 Stck. Zinn, Best. Nr.: 1267
 Abb. 2: Garbesche Angströhre, 1 Stck. MS, Best. Nr.: 1263 a
 Abb. 3: Luftbehälter, 1 Stck. MS, Best. Nr.: 1263
 Abb. 4: Triebwerksleuchte, 4 Stck. MS, Best. Nr.: 1297
 Abb. 5: kleine Tritte, 4 Stck. MS, Best. Nr.: 1302

Abb. 6: Schmiergefäße, 4 Stck. MS, Best. Nr.: 1303
 Abb. 7: Tacho u. Schmierpumpe je 1 Satz, Best. Nr.: 1299
 Abb. 8: Kohlekasten, 1 Stck. MS, Best. Nr.: 1305
 Abb. 8: Kohlekasten, 1 Stck. MS, Best. Nr.: 1305 a




Abb. 9



Abb. 10




Abb. 11



Abb. 12



Abb. 13



Abb. 14

Abb. 9: Lokarmatur, 1 Stck. MS, Best. Nr.: 1304
 Abb. 10: Lokarmatur, 1 Stck. MS, Best. Nr.: 1304 a
 Abb. 11: Schutzblech Br.76, 1 Stck. Zinn, Best. Nr.: 1308
 Abb. 12: geteilter Sandkasten, 1 Stck. Zinn, Best. Nr.: 1307

Abb. 13: Vorwärmer, 1 Stck. MS, Best. Nr.: 1319
 Abb. 14: Domarmatur, 1 Stck. MS, Best. Nr.: 1313
 Abb. 15: großes P 8 Führerhaus, 1 Stck. Best. Nr.: 1526
 Abb. 16: kleines P 8 Führerhaus, 1 Stck. Best. Nr.: 1530



Abb. 15



Abb. 16

